

Troubleshooting

No power on	Check whether the power cord or power supply is installed correctly check whether the lower power switch is turned on, and check whether the lower TF card or U disk is damaged.
No sound	Check whether the lower horn cable is installed correctly and whether the mute mode is set.
TF card/USB flash disk is abnormal	Check whether the format of the next song is correct and replace it with a new TF card or USB flash disk.
Unable to connect to Bluetooth	Whether Bluetooth is connected to other devices, whether Bluetooth is too far away from wiring devices or there are obstacles, and whether the surrounding area interferes with other wireless signals.
Poor FM receiving effect	The length of the radio antenna should not be less than 2m, and whether the radio antenna is in the best direction (the radio antenna should be close to the outside).
Abnormal sound	Check whether the lower horn wire is pressed correctly, whether all wiring terminals are short circuited or contacted with other conductive objects, and whether EQ is adjusted to the most appropriate state (normal music EQ: natural NORMAL).
Adjust the volume of the first installation to the maximum low sound	Check the misconfigured constant voltage horn and disassemble the transformer behind the horn.

User's Manual

Qtex

Volume Control With Amplifier & Color Screen

**QAS BA225VR
QAS BA425VR**



Specifications are subject to be changed without notice.



User's Manual

Qtex

Description

This 2-4 channel small Bluetooth multi-home audio system equipped with micro USB/TF, FM radio can power 2 to 8 pieces of speakers in your home or small commercial area. It uses a high- efficiency class-D amplifier for a maximum output of 2*25 or 4*25 watts, low-impedance speakers. The cool display shows relevant track music info. Plus, you can control everything – seek, change tracks, and adjust the volume – using the included wireless infrared remote controller.

Features

- ▶ Adopt Bluetooth wireless connection technology
- ▶ Support play songs automatically when power on
- ▶ Standard 86 Mounted on the wall for easy control
- ▶ With wireless remote control
- ▶ Support linkage trigger doorbell
- ▶ Support USB and SD card storage
- ▶ Support audio input and output function with secure and fast connect phoenix connectors
- ▶ Color LCD display, and light touch button rim for easy control of the music system
- ▶ Suitable for homes, commercial areas, kid's room, etc.

User's Manual

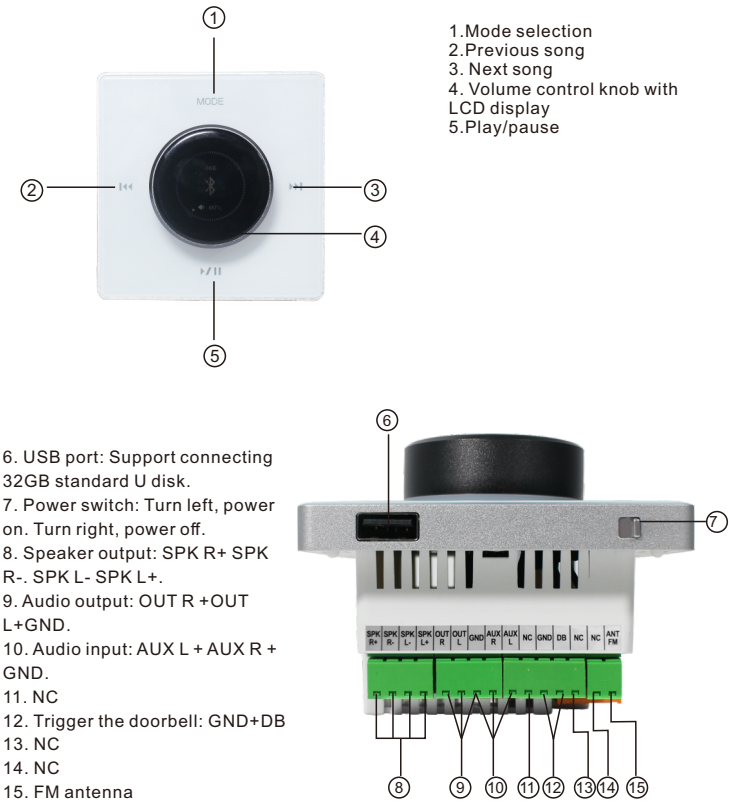
Qtex

Specification

Model	QAS BA225VR/QAS BA425VR
Output Power	2*25W/4*25W
Speaker Impedance	4-8ohm
Expand TF Card Memory	32GB
Display	1.28 inch LCD display
Resolution	240*240 IPS
Bluetooth Wireless Range	≤10M
USB	OTG USB, 32G can be read
THD	0.03% (1W.1KHZ)
Frequency Response	20 Hz-20 kHz (+/-2dB)
SNR	98db
Music Format	Mp3, WMA, WAV, AAC, WAW, APE, etc
Power Requirements	110-250VAC
Dimension	86*86*11mm
Weight	0.42kg

Interface introduction

QAS BA225VR




Remote Controller



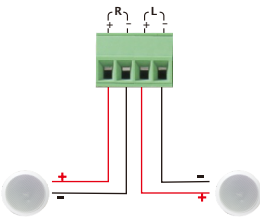
- 1. Power on/off
- 2. EQ adjustment (Normal, rock, country, jazz)
- 3. Mute
- 4. Volume increase
- 5. Previous song
- 6. Play/pause
- 7. Next song
- 8. Volume decrease
- 9. Aux input
- 10. USB mode
- 11. TF card mode
- 12. Bluetooth mode

QAS BA425VR

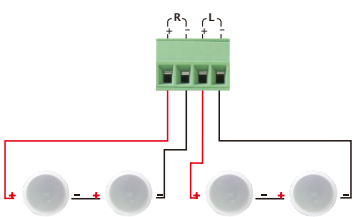


Connection
QAS BA225VR

Connect with 1 piece of 8 ohm speaker in one channel
Totally 2 pieces for QAS BA225VR

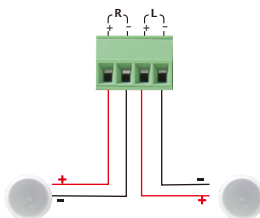


Connect with 2 piece of 8 ohm speaker in one channel
Totally 4 pieces for QAS BA225VR



QAS BA425VR

Connect with 1 piece of 8 ohm speaker in one channel
Totally 4 pieces for QAS BA425VR



Connect with 2 pieces of 8 ohm speaker in one channel
Totally 8 pieces for QAS BA425VR

